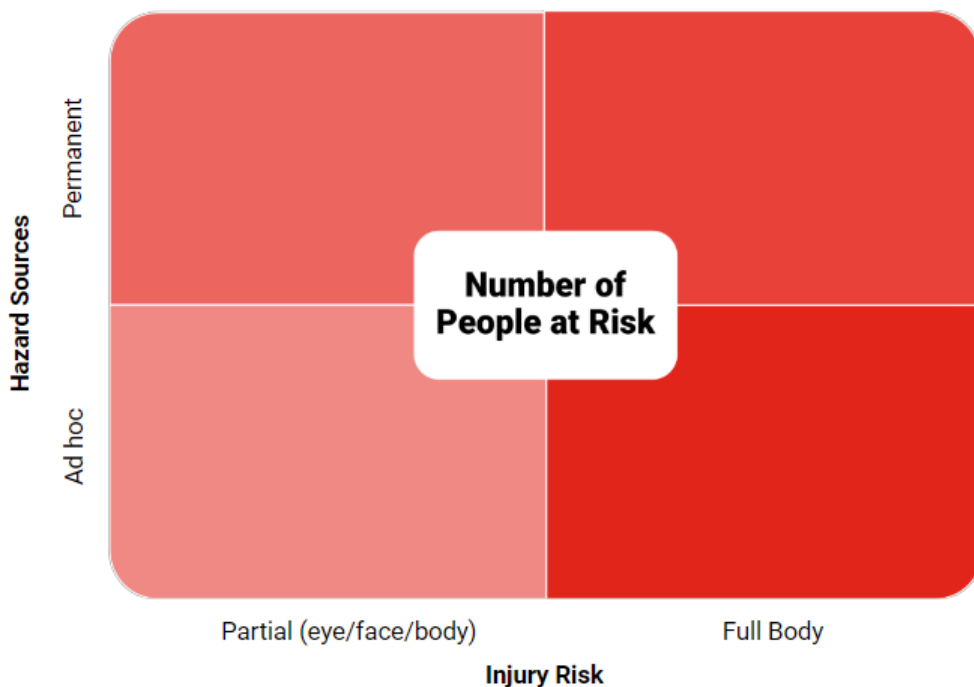


RISK ASSESSMENT MODEL



When choosing the best emergency shower solution for you and your company, you should consider whether the hazard source is permanent or ad hoc, and whether these hazard sources can cause injury to the entire body or only parts of the body. The different scenarios necessitate different safety solutions.

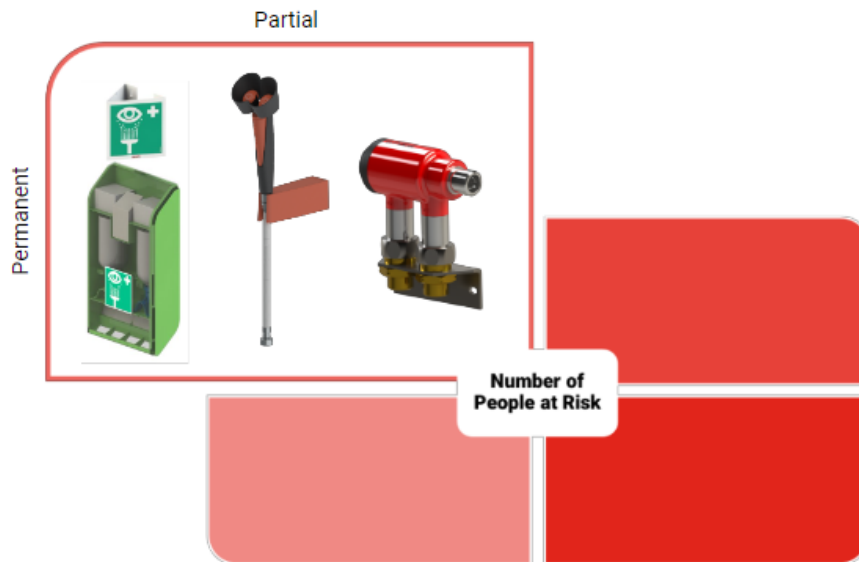


For more information, please contact your BROEN-LAB representative or use the following information: email: lab@broen-lab.com or tel: + 45 6376 6376

BROEN-LAB

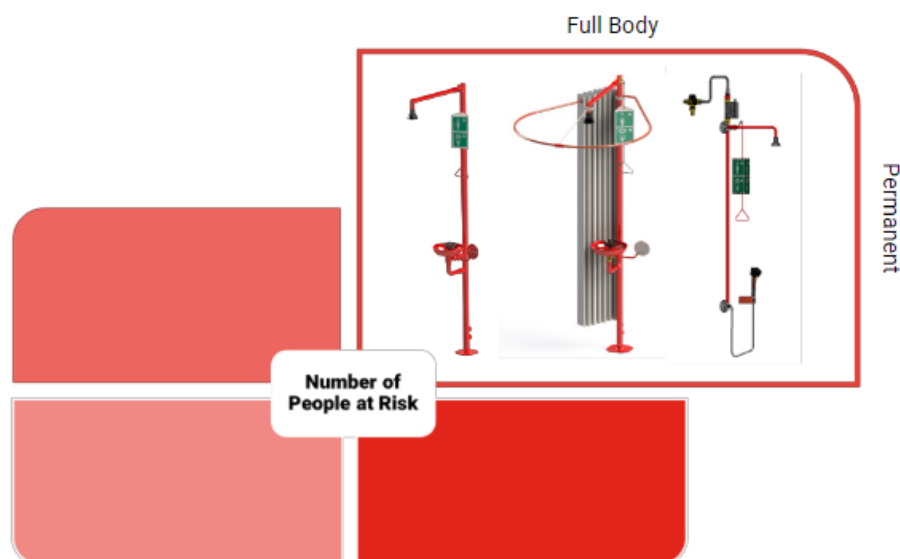
WHEN THE RISK IS PERMANENT AND PARTIAL

- Risk as permanent and partial will require the correct set-up with plumbed-in eye showers in conjunction with relevant eye wash bottles to supplement the treatment.
- The plumbed-in eye showers shall be as flexible as possible to threat partially/minor injuries. Tepid water to ensure continuously rinsing on the injurie.
- BROEN-LAB pH Neutral bottles are recommended for the risk of acid, alkali or chemicals.
- BROEN-LAB sterile bottles are recommended for the risk of dust, dirt, metal or wood chips.



WHEN THE RISK IS PERMANENT AND FULL BODY

- Risk as permanent and full body will require the correct set-up with plumbed-in combination showers in conjunction with relevant eye wash bottles to supplement the treatment.
- Eye shower unit on combination shower shall be as flexible as possible to threat partially/minor injuries.
- Surveillance and monitoring.
- Accessories such as modesty curtain, free area stickers are optional.



WHEN THE RISK IS AD HOC AND PARTIAL

- Risk as ad hoc and partial will require the correct set-up with high mobility, visibility and availability.
 - Mobility ideal for areas where a fixed shower system is unsuitable or where water supply is unavailable.
 - Visibility through correctly placed shower with clear safety signs and site instructions.
 - Availability when the risk area changes across the site.



WHEN THE RISK IS AD HOC AND FULL BODY

- Risk as ad hoc and full body will require the correct set-up with tempered water, visibility and availability.
 - Tempered water to ensure comfortable rinse of minimum 15 min.
 - Visibility through correctly placed shower near areas such as off-loading sites, with clear safety signs and site instructions.
 - Accessories such as modesty curtain, free area stickers are optional.

